

# OFCY CBO-Based Out of School Time 2011 - 12 Program Profile

Aim High for High School

## Aim High / Oakland - 3 Sites

Aim High operates a regional network of academic summer programs for middle school youth, supporting them at a critical point of adolescence. Aim High delivers programming at three sites in Oakland serving youth 11-14 years of age. The foundation

of Aim High is an intensive 5-week summer program for middle school youth from low-income families. Youth participate in academic classes in the morning, (Math, Science, Humanities, Issues & Choices) and a range of arts, cultural, sports, and

college and career awareness activities in the afternoons.

## Program Attendance and Enrollment

	10-11 Enrollment	11-12 Enrollment	10-11 Units of Service	10-11 UOS % Towards Target	11-12 Units of Service	11-12 UOS % Towards Target	10-11 Average Days Attended	11-12 Average Days Attended
<b>This Program</b>	177	190	23,876	96%	31,344	91%	24	25
<b>Overall</b>	2,000	1,687	400,268	188%	324,422	78%	24	24

**Enrollment:** The number of unduplicated children and youth served.

**Units of Service (UOS):** The number of service hours, a key measure of program capacity.

**Average Days Attended:** Indicates the frequency with which youth attended. This rate is calculated for those activities that require ongoing participant involvement; drop in activities are not included in calculation.

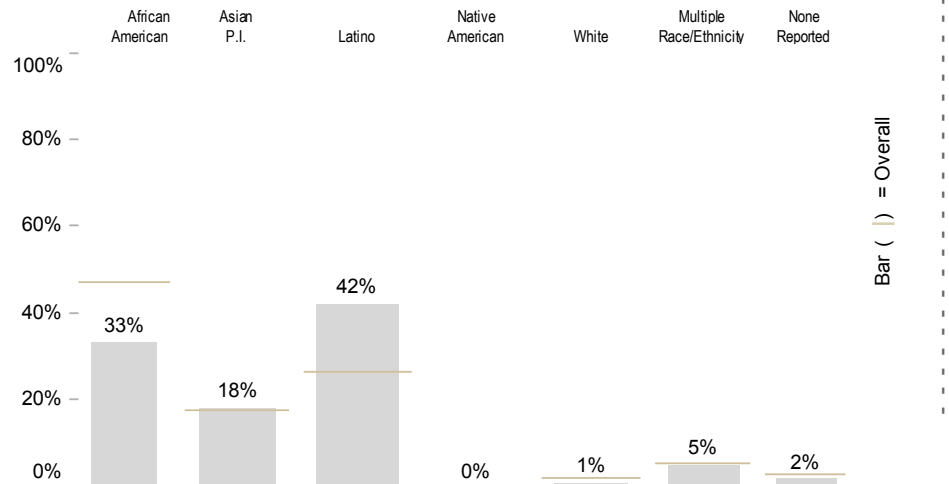
## Participant Demographics

### Gender & Age Served

	This Program	Overall
Female		56%
Male		44%
Ages 0-5	1%	2%
Ages 6-10	1%	48%
Ages 11-14	95%	41%
Ages 15-20	4%	6%
Age 21+	0%	0%
Age Missing	0%	3%

Sources: CitySpan Attendance System

### Race / Ethnicity



# OFCY CBO-Based Out of School Time 2011 - 12 Program Profile

Destiny Arts Center

## Camp Destiny

Camp Destiny is a six-week summer arts program that uses training in dance, theater, arts & crafts, health & wellness, and music to teach Destiny Arts Center's Violence Prevention curricula. Youth ages 7-12 participate in daily classes held

Monday through Friday, 8:30am-6pm. All classes are taught by professional instructors and student assistants, who have special training in martial/performing arts or youth programming. Each week-long session culminates in a final performance

for family and friends.

## Program Attendance and Enrollment

	10-11 Enrollment	11-12 Enrollment	10-11 Units of Service	10-11 UOS % Towards Target	11-12 Units of Service	11-12 UOS % Towards Target	10-11 Average Days Attended	11-12 Average Days Attended
<b>This Program</b>	81	87	4,761	108%	4,604	123%	9	9
<b>Overall</b>	2,000	1,687	400,268	188%	324,422	78%	24	24

**Enrollment:** The number of unduplicated children and youth served.

**Units of Service (UOS):** The number of service hours, a key measure of program capacity.

**Average Days Attended:** Indicates the frequency with which youth attended. This rate is calculated for those activities that require ongoing participant involvement; drop in activities are not included in calculation.

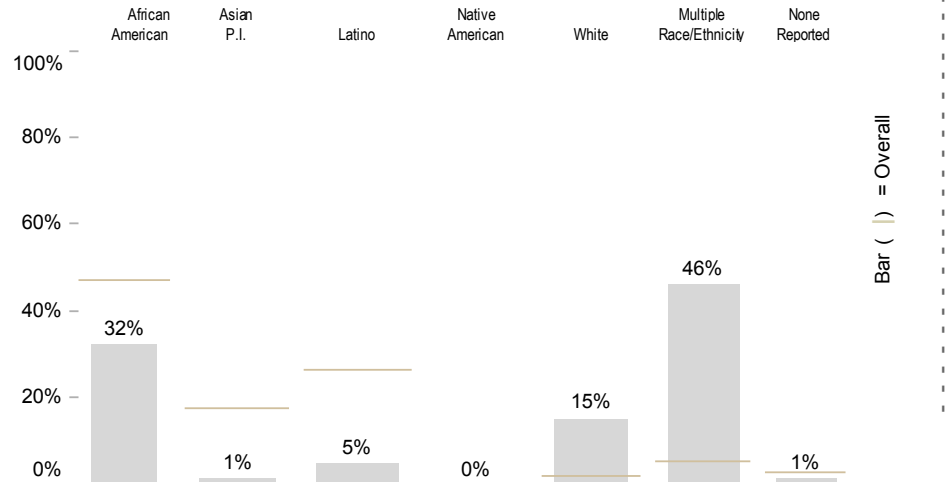
## Participant Demographics

### Gender & Age Served

	This Program	Overall
Female	66%	56%
Male	35%	44%
Ages 0-5	0%	2%
Ages 6-10	68%	48%
Ages 11-14	29%	41%
Ages 15-20	0%	6%
Age 21+	0%	0%
Age Missing	3%	3%

Sources: CitySpan Attendance System

### Race / Ethnicity



# OFCY CBO-Based Out of School Time 2011 - 12 Program Profile

## College Track

### College Track Summer Program

College Tracks Academic Summer Advancement Program (ASAP) prepares incoming freshmen students for starting high school as well as for College Tracks rigorous academic expectations. This program combines an academic curriculum (Math and English)

with a variety of project-based activities that develop students artistic and creative talents. ASAP also features advisory sessions that focus on college preparation, effective study skills practices and the habits of mind necessary for success

in school.

## Program Attendance and Enrollment

	10-11 Enrollment	11-12 Enrollment	10-11 Units of Service	10-11 UOS % Towards Target	11-12 Units of Service	11-12 UOS % Towards Target	10-11 Average Days Attended	11-12 Average Days Attended
<b>This Program</b>	66	86	4,746	91%	5,251	117%	13	11
<b>Overall</b>	2,000	1,687	400,268	188%	324,422	78%	24	24

**Enrollment:** The number of unduplicated children and youth served.

**Units of Service (UOS):** The number of service hours, a key measure of program capacity.

**Average Days Attended:** Indicates the frequency with which youth attended. This rate is calculated for those activities that require ongoing participant involvement; drop in activities are not included in calculation.

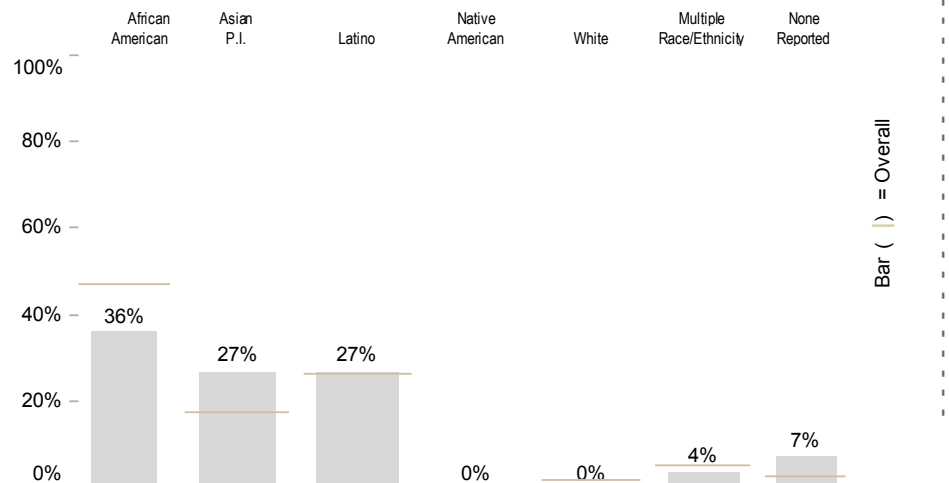
## Participant Demographics

### Gender & Age Served

	<b>This Program</b>	<b>Overall</b>
Female	50%	56%
Male	50%	44%
Ages 0-5	1%	2%
Ages 6-10	0%	48%
Ages 11-14	43%	41%
Ages 15-20	52%	6%
Age 21+	0%	0%
Age Missing	4%	3%

Sources: CitySpan Attendance System

### Race / Ethnicity



# OFCY CBO-Based Out of School Time 2011 - 12 Program Profile

Girls Incorporated of Alameda County

## Concordia Park Summer Program

The Concordia Park Young Girls Summer Program, a six-week enrichment program for girls ages 6-14 offers a safe environment and strong programming designed within a youth development framework. The program will provide underserved girls with

a broad range of learning and recreational opportunities to enhance their physical, social, emotional, artistic, and academic development. To inspire them to be strong, smart, and bold, girls will participate in a full day of programming in

areas including health and nutrition, visual and performing arts, team sports, and life skills.

## Program Attendance and Enrollment

	10-11 Enrollment	11-12 Enrollment	10-11 Units of Service	10-11 UOS % Towards Target	11-12 Units of Service	11-12 UOS % Towards Target	10-11 Average Days Attended	11-12 Average Days Attended
<b>This Program</b>	96	65	14,168	111%	8,913	136%	18	17
<b>Overall</b>	2,000	1,687	400,268	188%	324,422	78%	24	24

**Enrollment:** The number of unduplicated children and youth served.

**Units of Service (UOS):** The number of service hours, a key measure of program capacity.

**Average Days Attended:** Indicates the frequency with which youth attended. This rate is calculated for those activities that require ongoing participant involvement; drop in activities are not included in calculation.

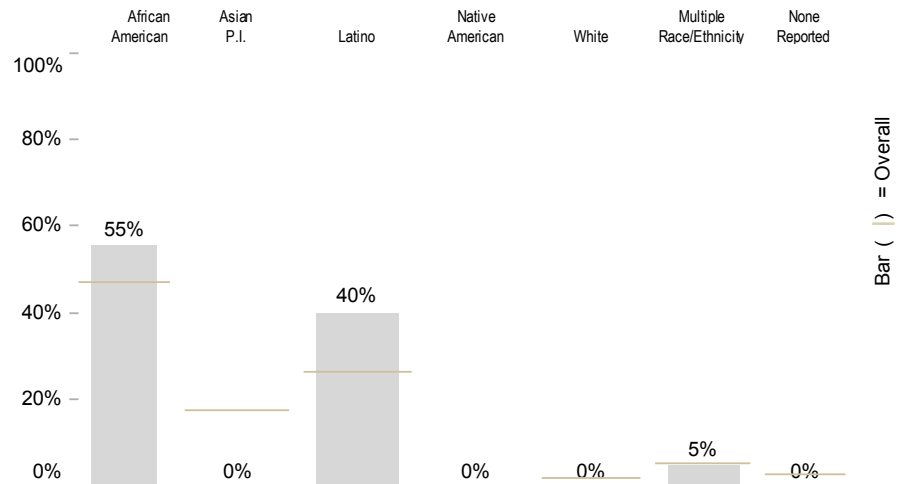
## Participant Demographics

### Gender & Age Served

	<b>This Program</b>	<b>Overall</b>
Female	100%	56%
Male	0%	44%
Ages 0-5	0%	2%
Ages 6-10	68%	48%
Ages 11-14	32%	41%
Ages 15-20	0%	6%
Age 21+	0%	0%
Age Missing	0%	3%

Sources: CitySpan Attendance System

### Race / Ethnicity



# OFCY CBO-Based Out of School Time 2011 - 12 Program Profile

Girls Incorporated of Alameda County

## Eureka! Summer Program

The Eureka! Teen Achievement Summer Program serves girls in their first two summers of the 5-year Eureka! academic and career preparation program--the Rookie and Vet years. With an emphasis on underserved girls attending Oakland public schools,

Girls Inc. will serve girls ages 14-16 through this summer enrichment program. By providing hands-on learning opportunities in "green" science and structured college preparatory classes, as well as sports activities, Girls Inc. will build girls

self-esteem, skills, and academic confidence.

## Program Attendance and Enrollment

	10-11 Enrollment	11-12 Enrollment	10-11 Units of Service	10-11 UOS % Towards Target	11-12 Units of Service	11-12 UOS % Towards Target	10-11 Average Days Attended	11-12 Average Days Attended
<b>This Program</b>	86	83	10,162	177%	7,087	120%	18	17
<b>Overall</b>	2,000	1,687	400,268	188%	324,422	78%	24	24

**Enrollment:** The number of unduplicated children and youth served.

**Units of Service (UOS):** The number of service hours, a key measure of program capacity.

**Average Days Attended:** Indicates the frequency with which youth attended. This rate is calculated for those activities that require ongoing participant involvement; drop in activities are not included in calculation.

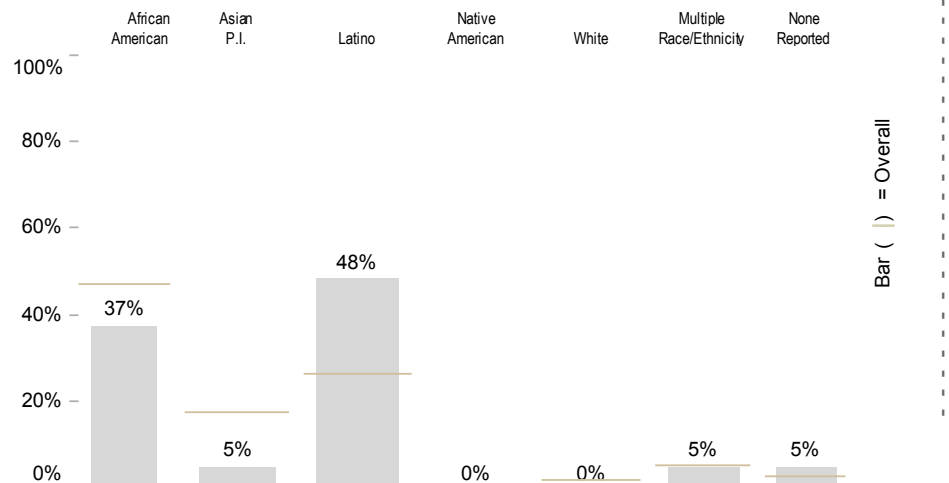
## Participant Demographics

### Gender & Age Served

	<b>This Program</b>	<b>Overall</b>
Female	100%	56%
Male	0%	44%
Ages 0-5	0%	2%
Ages 6-10	0%	48%
Ages 11-14	92%	41%
Ages 15-20	8%	6%
Age 21+	0%	0%
Age Missing	0%	3%

Sources: CitySpan Attendance System

### Race / Ethnicity



# OFCY CBO-Based Out of School Time 2011 - 12 Program Profile

Family Support Services of the Bay Area

## Kinship Summer Youth Program

Family Support Services of the Bay Area will conduct a comprehensive summer program for Oakland youth ages 6-14 who are being raised by a grandparent/relative caregiver or are in other at-risk situations. The six week program meets four days

a week for eight hours a day at two sites. The goals are to provide sustained learning, improve communication/social skills and increase access to caring adults. We will achieve these goals through academic tutoring, applied learning in English

and math, leadership development, educational field trips, recreational activities, and family engagement events.

## Program Attendance and Enrollment

	10-11 Enrollment	11-12 Enrollment	10-11 Units of Service	10-11 UOS % Towards Target	11-12 Units of Service	11-12 UOS % Towards Target	10-11 Average Days Attended	11-12 Average Days Attended
<b>This Program</b>	55	49	6,080	93%	7,162	109%	14	19
<b>Overall</b>	2,000	1,687	400,268	188%	324,422	78%	24	24

**Enrollment:** The number of unduplicated children and youth served.

**Units of Service (UOS):** The number of service hours, a key measure of program capacity.

**Average Days Attended:** Indicates the frequency with which youth attended. This rate is calculated for those activities that require ongoing participant involvement; drop in activities are not included in calculation.

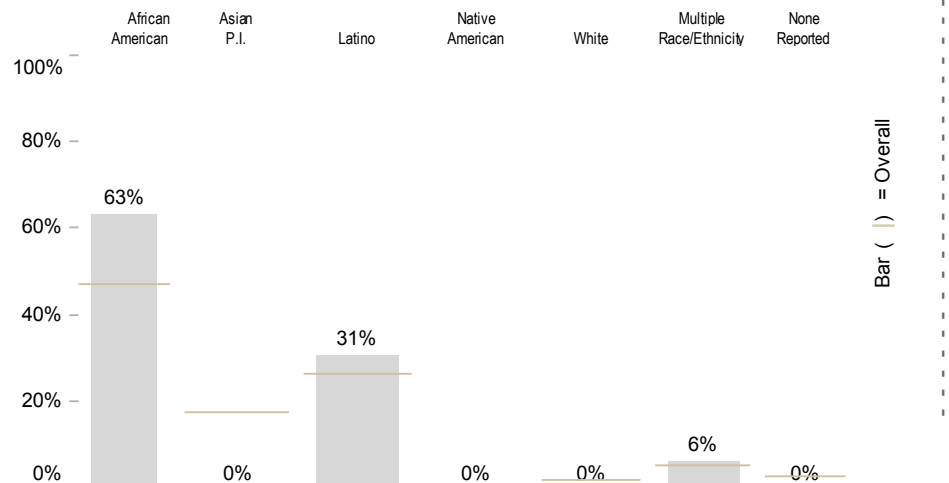
## Participant Demographics

### Gender & Age Served

	This Program	Overall
Female	41%	56%
Male	59%	44%
Ages 0-5	0%	2%
Ages 6-10	20%	48%
Ages 11-14	59%	41%
Ages 15-20	20%	6%
Age 21+	0%	0%
Age Missing	0%	3%

Sources: CitySpan Attendance System

### Race / Ethnicity



# OFCY CBO-Based Out of School Time 2011 - 12 Program Profile

Leadership Excellence

## Oakland Freedom School

Combining best practices with culturally appropriate pedagogy, Oakland Freedom School is a program run by Leadership Excellence designed to develop children's academic, cultural and self-confidence. It is a 5-week literacy program which uses

African American literature and culture to engage children ages 5-13 and their families in developing positive self- and community identity. The curriculum includes appropriate child and youth development activities, a comprehensive reading

curriculum, and academic support services to build study skills and abilities in reading, writing and math.

## Program Attendance and Enrollment

	10-11 Enrollment	11-12 Enrollment	10-11 Units of Service	10-11 UOS % Towards Target	11-12 Units of Service	11-12 UOS % Towards Target	10-11 Average Days Attended	11-12 Average Days Attended
<b>This Program</b>	133	92	18,700	80%	16,251	637%	20	24
<b>Overall</b>	2,000	1,687	400,268	188%	324,422	78%	24	24

**Enrollment:** The number of unduplicated children and youth served.

**Units of Service (UOS):** The number of service hours, a key measure of program capacity.

**Average Days Attended:** Indicates the frequency with which youth attended. This rate is calculated for those activities that require ongoing participant involvement; drop in activities are not included in calculation.

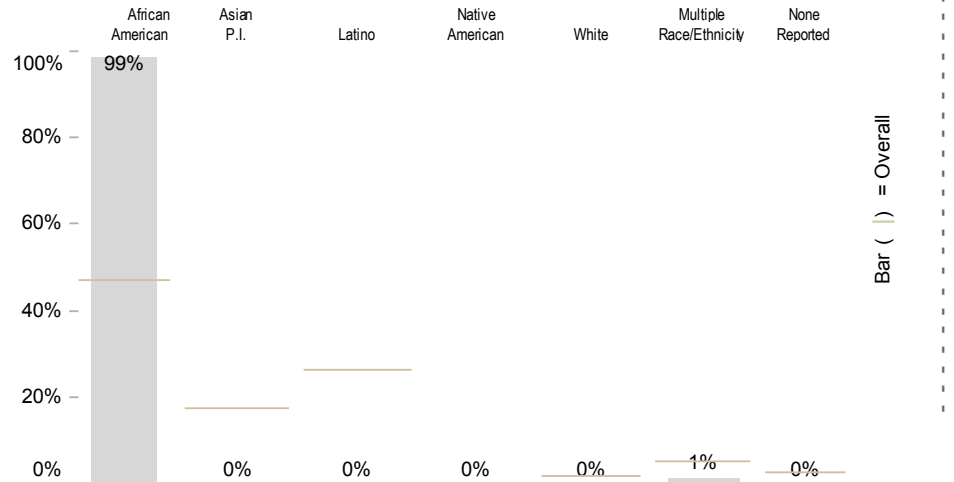
## Participant Demographics

### Gender & Age Served

	This Program	Overall
Female	52%	56%
Male	48%	44%
Ages 0-5	9%	2%
Ages 6-10	61%	48%
Ages 11-14	27%	41%
Ages 15-20	1%	6%
Age 21+	0%	0%
Age Missing	2%	3%

Sources: CitySpan Attendance System

### Race / Ethnicity



# OFCY CBO-Based Out of School Time 2011 - 12 Program Profile

Oakland Asian Students Educational Services

## OASES Summer Science Series

The OASES Summer Science Series (OSSS) is a high quality summer program providing a continuity of learning through a multidisciplinary science program combining enrichment, community exploration, leadership development, and critical academic

support in an environment where youth can thrive. OSSS engages 4th-6th graders who attend Lincoln and Cleveland Elementary Schools. OSSS will help reduce the gap in summer programming by providing youth the opportunity to practice English and

math embedded in an inquiry based science curriculum.

## Program Attendance and Enrollment

	10-11 Enrollment	11-12 Enrollment	10-11 Units of Service	10-11 UOS % Towards Target	11-12 Units of Service	11-12 UOS % Towards Target	10-11 Average Days Attended	11-12 Average Days Attended
<b>This Program</b>	51	44	5,639	127%	5,085	151%	17	18
<b>Overall</b>	2,000	1,687	400,268	188%	324,422	78%	24	24

**Enrollment:** The number of unduplicated children and youth served.

**Units of Service (UOS):** The number of service hours, a key measure of program capacity.

**Average Days Attended:** Indicates the frequency with which youth attended. This rate is calculated for those activities that require ongoing participant involvement; drop in activities are not included in calculation.

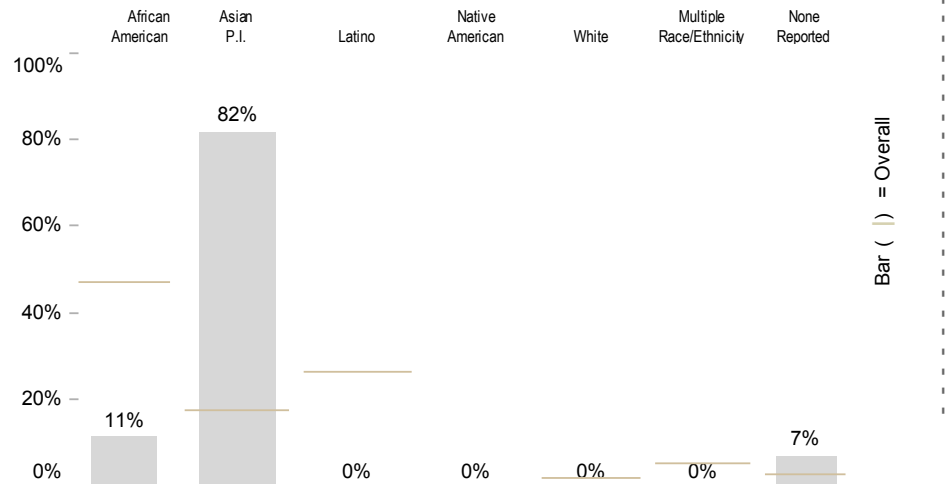
## Participant Demographics

### Gender & Age Served

	This Program	Overall
Female	33%	56%
Male	67%	44%
Ages 0-5	0%	2%
Ages 6-10	80%	48%
Ages 11-14	14%	41%
Ages 15-20	0%	6%
Age 21+	0%	0%
Age Missing	7%	3%

Sources: CitySpan Attendance System

### Race / Ethnicity





# OFCY CBO-Based Out of School Time 2011 - 12 Program Profile

Prescott Circus Theatre

## Prescott Circus Theatre Summer Program

Prescott Circus Theatre will provide a summer program of Circus Arts and Academic Enrichment, serving students ages 8-16 for 5 weeks M-F, 9:30AM 3:00PM plus extra field trips. Participants will work with professional artists to increase circus

skills plus receive direct instruction from certificated teachers in math, written and oral language, and individual tutoring to prevent academic lags over the summer. Youth will also have recreational options, perform on a rotating basis,

and participate in culminating performances for Oakland children at Malonga Casquelourd Center.

## Program Attendance and Enrollment

	10-11 Enrollment	11-12 Enrollment	10-11 Units of Service	10-11 UOS % Towards Target	11-12 Units of Service	11-12 UOS % Towards Target	10-11 Average Days Attended	11-12 Average Days Attended
<b>This Program</b>	25	34	3,009	98%	4,027	117%	20	21
<b>Overall</b>	2,000	1,687	400,268	188%	324,422	78%	24	24

**Enrollment:** The number of unduplicated children and youth served.

**Units of Service (UOS):** The number of service hours, a key measure of program capacity.

**Average Days Attended:** Indicates the frequency with which youth attended. This rate is calculated for those activities that require ongoing participant involvement; drop in activities are not included in calculation.

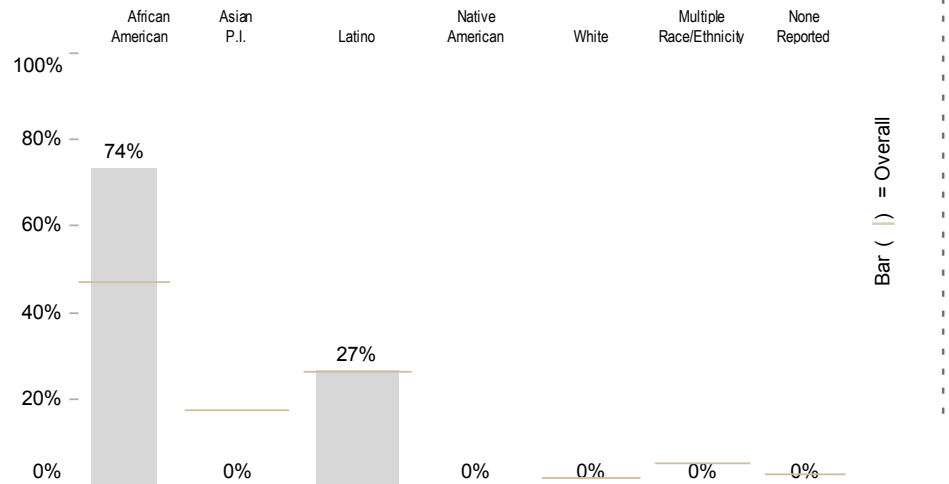
## Participant Demographics

### Gender & Age Served

	<b>This Program</b>	<b>Overall</b>
Female	65%	56%
Male	35%	44%
Ages 0-5	0%	2%
Ages 6-10	41%	48%
Ages 11-14	53%	41%
Ages 15-20	6%	6%
Age 21+	0%	0%
Age Missing	0%	3%

Sources: CitySpan Attendance System

### Race / Ethnicity



# OFCY CBO-Based Out of School Time 2011 - 12 Program Profile

East Bay Asian Youth Center

## San Antonio Summer Learning Initiative

The San Antonio Summer Learning Initiative engages children from five neighborhood elementary schools in an intensive and coordinated summer learning program designed where: 1) children sustain learning through summer months; and 2) children

improve their communication and social skills. To achieve these goals, the San Antonio Summer Learning Initiative engages elementary school children (rising 3rd, 4th, 5th graders) in a five-week summer enrichment program focused on developing

health literacy.

## Program Attendance and Enrollment

	10-11 Enrollment	11-12 Enrollment	10-11 Units of Service	10-11 UOS % Towards Target	11-12 Units of Service	11-12 UOS % Towards Target	10-11 Average Days Attended	11-12 Average Days Attended
<b>This Program</b>	283	328	22,816	95%	27,744	138%	20	21
<b>Overall</b>	2,000	1,687	400,268	188%	324,422	78%	24	24

**Enrollment:** The number of unduplicated children and youth served.

**Units of Service (UOS):** The number of service hours, a key measure of program capacity.

**Average Days Attended:** Indicates the frequency with which youth attended. This rate is calculated for those activities that require ongoing participant involvement; drop in activities are not included in calculation.

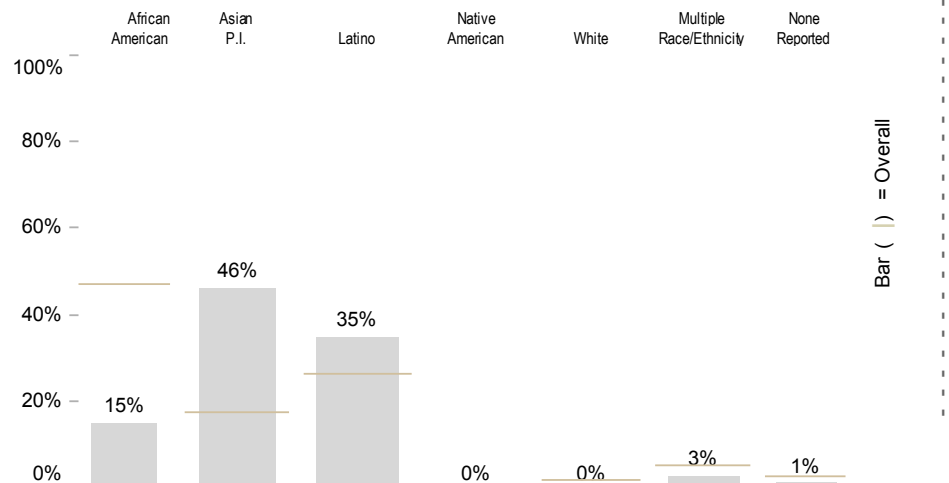
## Participant Demographics

### Gender & Age Served

	This Program	Overall
Female	49%	56%
Male	51%	44%
Ages 0-5	0%	2%
Ages 6-10	69%	48%
Ages 11-14	28%	41%
Ages 15-20	0%	6%
Age 21+	0%	0%
Age Missing	2%	3%

Sources: CitySpan Attendance System

### Race / Ethnicity



# OFCY CBO-Based Out of School Time 2011 - 12 Program Profile

City of Oakland - Office of Parks and Recreation

## Summer Camp Explosion

The City of Oakland Office of Parks and Recreation (OPR) Summer Camp Explosion is a continuum of three summer program experiences for at-risk youth that through skill-building, academic remediation, nature education, environmental awareness

and stewardship will connect youth to themselves, to each other and to their community. It is comprised of a 10-week day camp for ages 6-14 at six (6) sites in Oakland; an overnight camping experience in the Bay area and a closing ceremony

and exhibition of their summer projects for parents and family. OPR Summer Camp offers low-cost, structured, supervised activities within these varied communities.

## Program Attendance and Enrollment

	10-11 Enrollment	11-12 Enrollment	10-11 Units of Service	10-11 UOS % Towards Target	11-12 Units of Service	11-12 UOS % Towards Target	10-11 Average Days Attended	11-12 Average Days Attended
<b>This Program</b>	709	303	83,179	182%	89,328	105%	35	37
<b>Overall</b>	2,000	1,687	400,268	188%	324,422	78%	24	24

**Enrollment:** The number of unduplicated children and youth served.

**Units of Service (UOS):** The number of service hours, a key measure of program capacity.

**Average Days Attended:** Indicates the frequency with which youth attended. This rate is calculated for those activities that require ongoing participant involvement; drop in activities are not included in calculation.

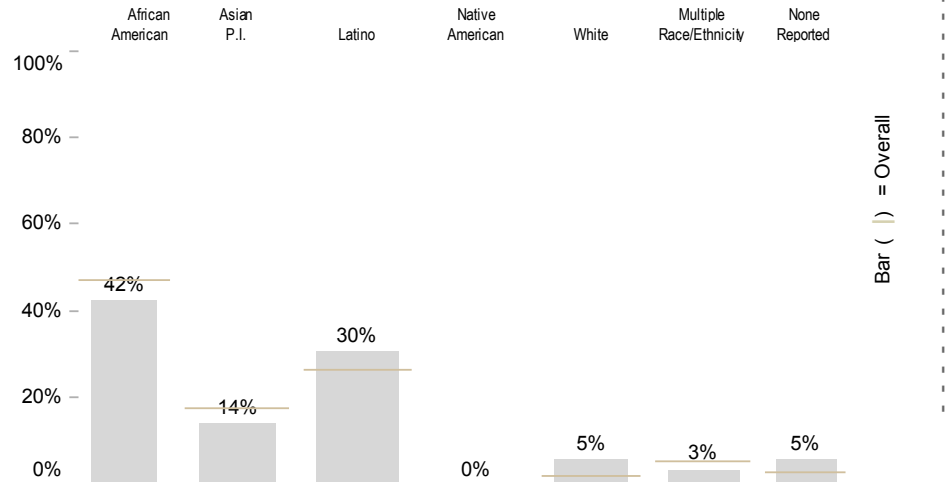
## Participant Demographics

### Gender & Age Served

	This Program	Overall
Female	46%	56%
Male	55%	44%
Ages 0-5	5%	2%
Ages 6-10	74%	48%
Ages 11-14	14%	41%
Ages 15-20	0%	6%
Age 21+	0%	0%
Age Missing	7%	3%

Sources: CitySpan Attendance System

### Race / Ethnicity



# OFCY CBO-Based Out of School Time 2011 - 12 Program Profile

East Oakland Youth Development Center

## Summer Cultural Enrichment Program

East Oakland Youth Development Center (EOYDC) Summer Cultural Enrichment Program (SCEP) is a six-week program that includes before and after care for current campers and a second session from 4pm-7pm to accommodate the overwhelming community

demand.. SCEP campers will enjoy a comprehensive set of age appropriate program offerings ranging from computer literacy to cooking and digital storytelling to fitness and performing arts activities. Field trips abound as well as opportunities

to showcase individual skills, talents and abilities which build confidence and self-esteem. SCEP is completely planned and implemented daily by a team of youth ..

## Program Attendance and Enrollment

	10-11 Enrollment	11-12 Enrollment	10-11 Units of Service	10-11 UOS % Towards Target	11-12 Units of Service	11-12 UOS % Towards Target	10-11 Average Days Attended	11-12 Average Days Attended
<b>This Program</b>	252	326	207,749	395%	117,626	49%	20	25
<b>Overall</b>	2,000	1,687	400,268	188%	324,422	78%	24	24

**Enrollment:** The number of unduplicated children and youth served.

**Units of Service (UOS):** The number of service hours, a key measure of program capacity.

**Average Days Attended:** Indicates the frequency with which youth attended. This rate is calculated for those activities that require ongoing participant involvement; drop in activities are not included in calculation.

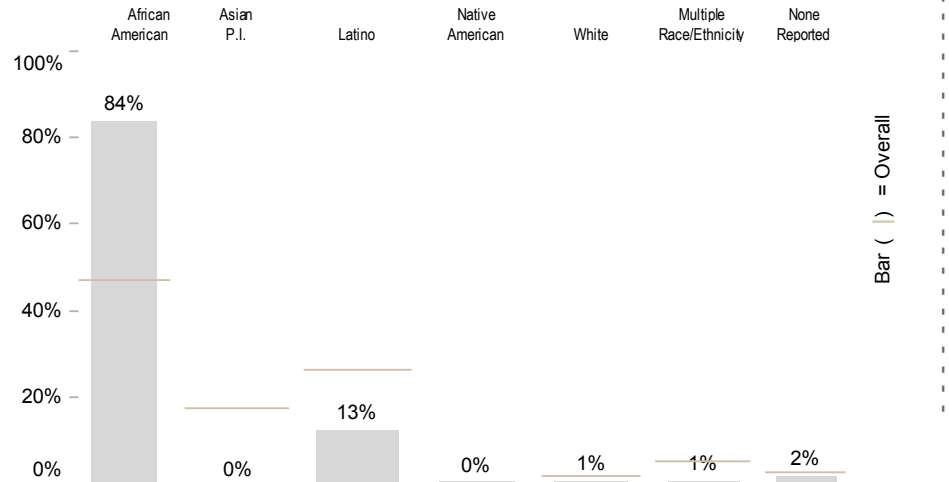
## Participant Demographics

### Gender & Age Served

	<b>This Program</b>	<b>Overall</b>
Female	52%	56%
Male	48%	44%
Ages 0-5	1%	2%
Ages 6-10	43%	48%
Ages 11-14	45%	41%
Ages 15-20	10%	6%
Age 21+	0%	0%
Age Missing	2%	3%

Sources: CitySpan Attendance System

### Race / Ethnicity



# OFCY CBO-Based Out of School Time 2011 - 12 Program Profile

## Youth Employment Partnership

### Career Try-Out

Career Try-Out will provide Oakland youth ages 15-17 (as well as 14 year-old rising 9th graders, with OFCY approval) who have never worked before with their first summer job. Youth will complete workshops on job skills, including job search

techniques, interviewing, resume preparation, and job survival prior to employment. Each teen will be assigned a counselor, will select from a menu of worksite options, and will complete 120 hours of subsidized employment along with weekly

job skills workshops. Supervisors complete 2 evaluations of youth, and youth evaluate jobsites at summer's end.

## Program Attendance and Enrollment

	10-11 Enrollment	11-12 Enrollment	10-11 Units of Service	10-11 UOS % Towards Target	11-12 Units of Service	11-12 UOS % Towards Target	10-11 Average Days Attended	11-12 Average Days Attended
<b>This Program</b>	83	56	10,854	122%	6,790	158%	30	28
<b>Overall</b>	1,875	1,456	152,494	89%	139,870	113%	17	30

**Enrollment:** The number of unduplicated children and youth served.

**Units of Service (UOS):** The number of service hours, a key measure of program capacity.

**Average Days Attended:** Indicates the frequency with which youth attended. This rate is calculated for those activities that require ongoing participant involvement; drop in activities are not included in calculation.

## Participant Demographics

### Gender & Age Served

	<b>This Program</b>	<b>Overall</b>
Female	48%	58%
Male	52%	42%
Ages 0-5	0%	1%
Ages 6-10	0%	0%
Ages 11-14	9%	14%
Ages 15-20	91%	73%
Age 21+	0%	11%
Age Missing	0%	1%

Sources: CitySpan Attendance System

### Race / Ethnicity

